

Smart English 1 (p.1)

	Topics	Vocabulary	Structures	Conversational Language
L1	My Things	bag book crayon pen	What is it? It's a book.	Hello! I'm Betty. Hi! I'm Jake.
L2	My Classroom	board chair clock desk	Is it a desk? Yes, it is. No, it isn't.	What's your name? My name's Jake.
L3	Jump Up 1	Review (L1 ~ L2)	Review (L1 ~ L2)	Review (L1 ~ L2)
L4	Pets	cat dog hamster parrot	What's this/that? It's a dog.	This is my friend, Tina. Nice to meet you.
L5	Wild Animals	bear lion panda snake	Is this/that a lion? Yes, it is. No, it isn't.	How are you? I'm great, thank you.
L6	Jump Up 2	Review (L4 ~ L5)	Review (L4 ~ L5)	Review (L4 ~ L5)
L7	Colors	black blue green red white yellow	What color is it? It's red.	How old are you? I'm seven.
L8	More Colors	brown gray orange pink purple	Is it pink? Yes, it is. No, it isn't.	What's your favorite color? It's blue.
L9	Jump Up 3	Review (L7 ~ L8)	Review (L7 ~ L8)	Review (L7 ~ L8)
L10	Show Your Progress 1	Assessment (L1 ~ L9)	Assessment (L1 ~ L9)	Assessment (L1 ~ L9)

Smart English 1 (p.2)

	Topics	Vocabulary	Structures	Conversational Language
L11	At the Supermarket	apples bananas melons oranges	What are they? They're apples.	Here you are. Thank you. You're welcome.
L12	At the Store	erasers markers notebooks pencils	Are they pencils? Yes, they are. No, they aren't.	Goodbye. See you later.
L13	Jump Up 4	Review (L11 ~ L12)	Review (L11 ~ L12)	Review (L11 ~ L12)
L14	Shapes	circle rectangle square triangle	What shape is it? It's a circle.	Happy birthday! Thank you.
L15	Numbers	circles rectangles squares triangles numbers (1 ~ 10)	How many circles? Ten circles.	This is for you. Thank you.
L16	Jump Up 5	Review (L14 ~ L15)	Review (L14 ~ L15)	Review (L14 ~ L15)
L17	My Family	mom dad brother sister grandma grandpa	Who is she? She's my mom. Who are they? They're my sisters.	Oops. I'm sorry. That's OK.
L18	Jobs	cook doctor student teacher	Is he a student? Yes, he is. No, he isn't. Are they students? Yes, they are. No, they aren't.	Hurry up! OK.
L19	Jump Up 6	Review (L17 ~ L18)	Review (L17 ~ L18)	Review (L17 ~ L18)
L20	Show Your Progress 2	Assessment (L11 ~ L19)	Assessment (L11 ~ L19)	Assessment (L11 ~ L19)

LESSON 1

My Things


A Link and Say

1. Listen and write the number.  Track 2

- 1 Hi! I'm Lucky.
- 2 Hello! I'm Jasper.

2. Listen and repeat.

3. Look and act out.



It's Your Turn  Track 3



Hello! I'm Jake.

You

B Look and Learn

1. Listen, point, and repeat.  Track 4



2. Ask and answer.  Track 5

1



a bag

2



a book

3



a crayon

4



a pen

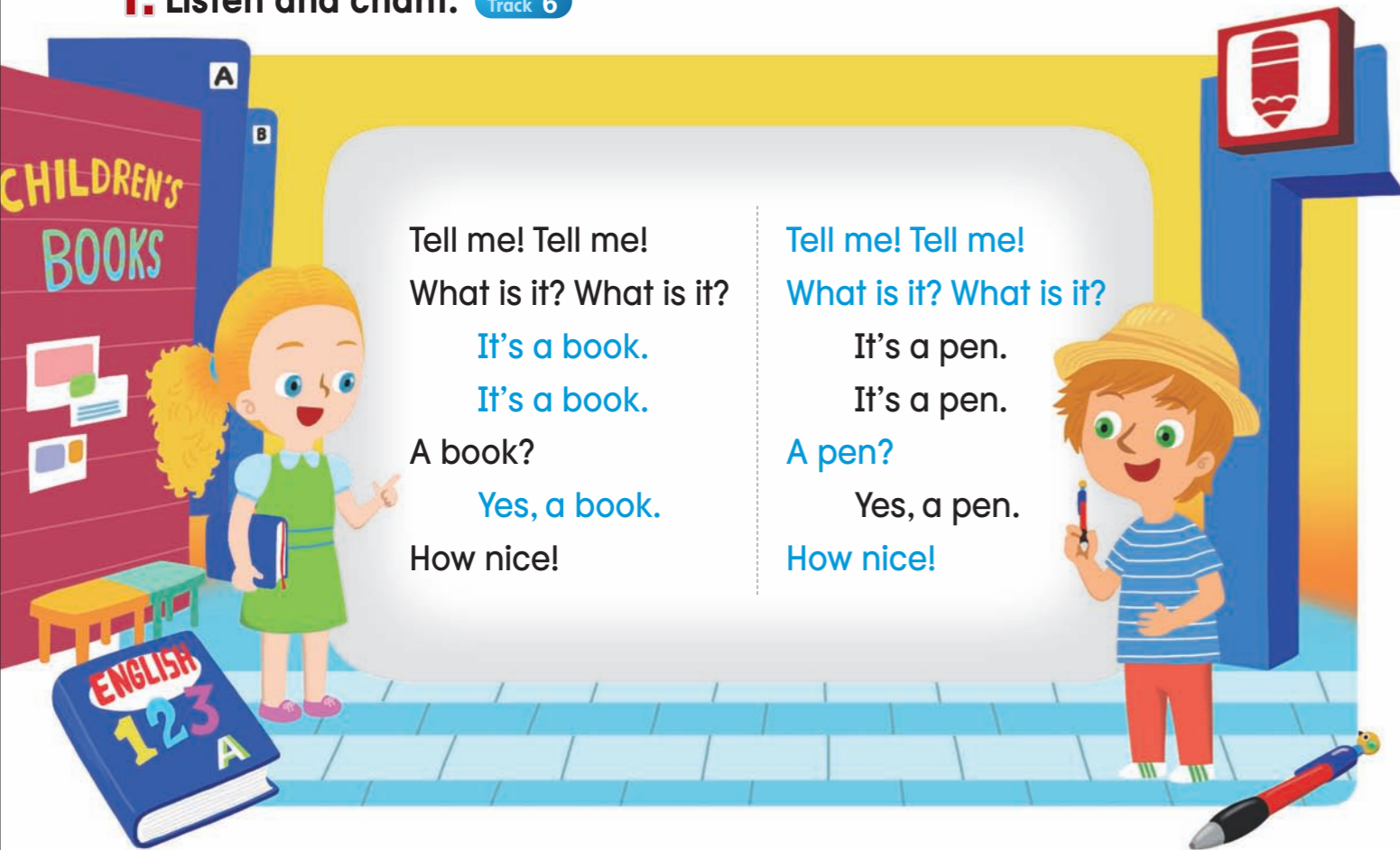
What is it?

It's a book.

It's = It is

C Look and Practice

1. Listen and chant.  Track 6



Tell me! Tell me!
What is it? What is it?

It's a book.
It's a book.

A book?

Yes, a book.

How nice!

Tell me! Tell me!
What is it? What is it?

It's a pen.
It's a pen.

A pen?

Yes, a pen.

How nice!

2. Ask and answer.  Track 7

1



2



3



4



5



6



What is it?

It's a bag.

D Look and Play

What is it?

It's a crayon.

1. Find and circle.

2. Ask and answer.



LESSON 2

My Classroom

A Link and Say

1. Listen and write the number. 

- 1 My name's Jake.
- 2 Hi! I'm Jasper. What's your name?

2. Listen and repeat.

3. Look and act out.



It's Your Turn 



What's your name?

You

B Look and Learn

What is it?

It's a board.

1. Listen and repeat. 



a board



a chair



a clock



a desk

3. Listen, point, and repeat. 

4. Ask and answer.



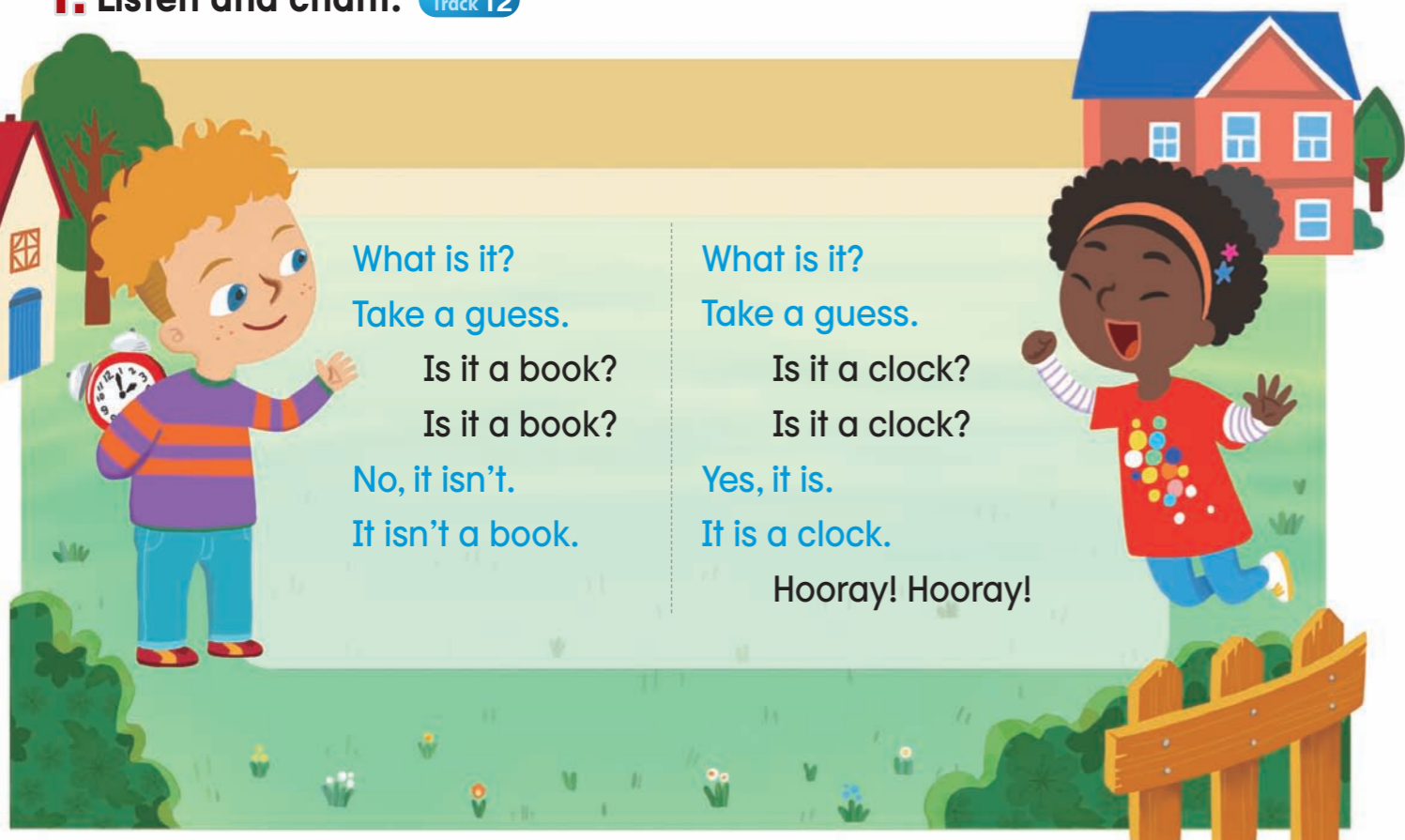
Is it a desk?

Yes, it is. / No, it isn't.

isn't = is not

C Look and Practice

1. Listen and chant.



What is it?
Take a guess.
Is it a book?
Is it a book?
No, it isn't.
It isn't a book.

What is it?
Take a guess.
Is it a clock?
Is it a clock?
Yes, it is.
It is a clock.
Hooray! Hooray!

2. Ask and answer.

1



...a board?

2



...a chair?

3



...a bag?

4



...a book?

5



...a clock?

6



...a desk?

Is it a board?

Yes, it is.

D Link and Review (L1, L2)

Is it a clock?

No, it isn't.

1. Look and match.

1



...a clock?

3



...a book?

2. Ask and answer.

2



...a pen?

4



...a board?

Yes, it is.

No, it isn't.

3. Point, ask, and answer.

What is it?

It's a desk.



LESSON 3

A Link and Say

Jump Up 1

1. Look and write the number.

page 18

- 1 It's a bag.
- 2 Hello. I'm Mary.
- 3 Hi! I'm Gus. What's your name?

page 19

- 4 Hi! I'm Betty.
- 5 Is it a book?
- 6 No, it isn't.

2. Listen and repeat.



Funny Farm

Lucky's New Bag



3. Look and match.

1



2



3



4



Gus

Betty

Mary

Lucky

4. Look and act out.

B Listen and Do

1. Listen and sing.

CD1
Track 15

Hi! Hello!

Hi! Hello! I'm Betty.

Hi! Hello! I'm Lucky.

What's your name?

My name is Jake.

My name is Jasper.

Hi! Hello!

Hi! Hello! I'm Jake.

Hi! Hello! I'm Jasper.

What's your name?


My name is Betty.

My name is Lucky.

Hi! Hello!

2. Listen and number.

CD1
Track 16



C Read and Do

1. Read and match.

1 It's a desk.

2 It's a pen.

3 It's a chair.

4 It's a bag.



2. Read and draw.

1



It is a book.

2

It is a clock.

3

It's a board.

4

It's a crayon.